




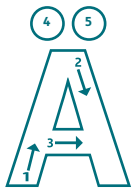
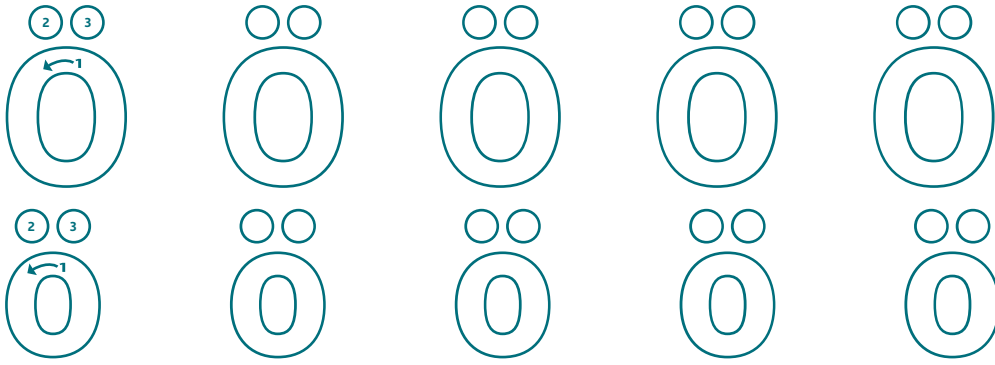


Lektion 9: Buchstabe Ä


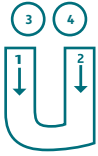
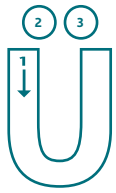


Lektion 9: Buchstabe Ö ö



Handwriting practice lines for the letter Ö ö. Each section consists of a blue arrow pointing right, followed by two horizontal lines. The first section contains three uppercase Ö characters (one dark blue, two light blue) and three lowercase ö characters (one dark blue, two light blue). The second section contains three lowercase ö characters (one dark blue, two light blue). The third section contains three lowercase ö characters (one dark blue, two light blue). The fourth section contains three lowercase ö characters (one dark blue, two light blue). The fifth section contains three lowercase ö characters (one dark blue, two light blue). The sixth section contains three lowercase ö characters (one dark blue, two light blue). The seventh section contains three lowercase ö characters (one dark blue, two light blue). The eighth section contains three lowercase ö characters (one dark blue, two light blue). The ninth section contains three lowercase ö characters (one dark blue, two light blue). The tenth section contains three lowercase ö characters (one dark blue, two light blue).

Lektion 9: Buchstabe Ü ü



Ü Ü Ü

ü ü ü

Blank handwriting practice lines with a directional arrow above.

Blank handwriting practice lines with a directional arrow above.

Ü Ü Ü

ü ü ü

Blank handwriting practice lines with a directional arrow above.

Blank handwriting practice lines with a directional arrow above.

Lektion 9: Buchstabe Zw zw



Zw Zw Zw

ZW ZW ZW



Zw Zw Zw

ZW ZW ZW

