
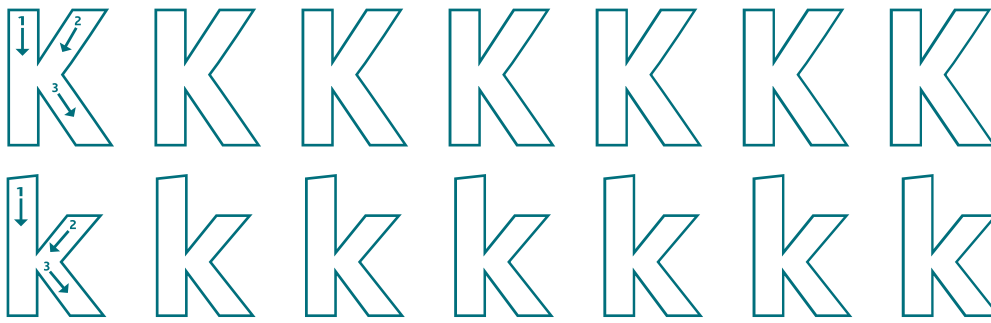
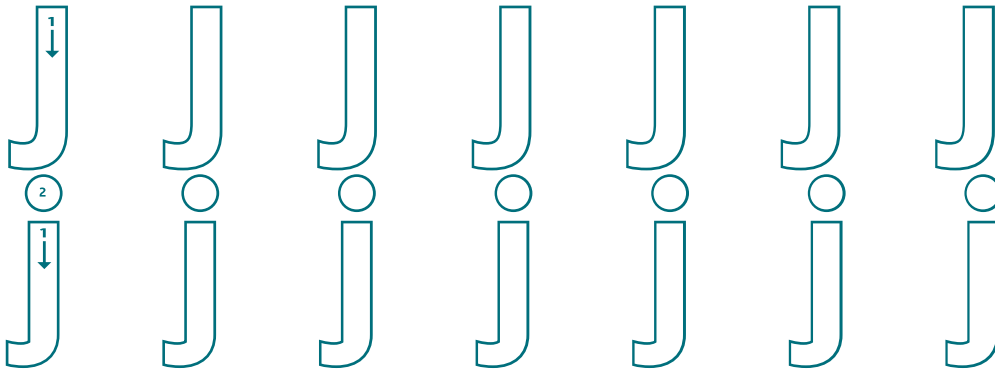


Lektion 6: Buchstabe K k




Handwriting practice area with four sets of lines. Each set starts with a right-pointing arrow above the top line. The first set contains the letters 'K K K' on the top line and 'k k k' on the bottom line. The second, third, and fourth sets are empty for practice.

Lektion 6: Buchstabe J j



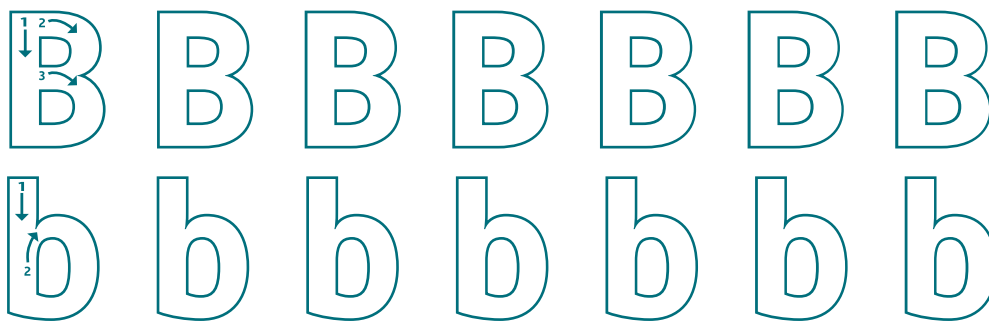
Handwriting practice area with five sets of lines. Each set starts with a right-pointing arrow above the top line. The first set contains a large 'J' and three smaller 'J's on the top line, and a large 'j' and three smaller 'j's on the bottom line. The second, third, and fourth sets are empty. The fifth set contains a large 'J' and three smaller 'J's on the top line, and a large 'j' and three smaller 'j's on the bottom line.

Lektion 6: Buchstabe Eu eu



Handwriting practice area with four sets of three-line guides. Each set begins with a right-pointing arrow above the top line. The first set contains the text 'Eu Eu Eu' on the top line and 'eu eu eu' on the middle line. The remaining three sets are empty for practice.

Lektion 6: Buchstabe B b



Handwriting practice area with four sets of three-line guides. Each set starts with a blue arrow pointing right. The first set contains 'B B B' and 'b b b' in blue. The second and third sets are empty. The fourth set contains 'B B B' and 'b b b' in blue.

Lektion 6: Buchstabe Sch sch

Sch Sch Sch
sch sch sch



Sch sch sch

sch sch sch

Sch sch sch

sch sch sch