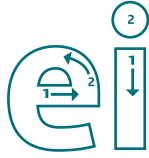
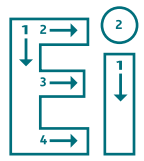


Lektion 5: Buchstabe P p



Handwriting practice section with four sets of lines. Each set starts with a right-pointing arrow above the top line. The first set contains 'P P P' on the top line. The second set contains 'p p p' on the bottom line. The remaining three sets are empty for independent practice.

Lektion 5: Buchstabe Ei ei



Ei Ei Ei

ei ei ei



Blank handwriting practice lines for uppercase 'Ei' and lowercase 'ei'.



Blank handwriting practice lines for uppercase 'Ei' and lowercase 'ei'.



Ei Ei Ei

Ei ei ei

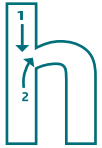
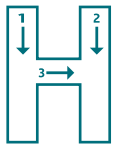


Blank handwriting practice lines for uppercase 'Ei' and lowercase 'ei'.



Blank handwriting practice lines for uppercase 'Ei' and lowercase 'ei'.

Lektion 5: Buchstabe H h



H H H

h h h

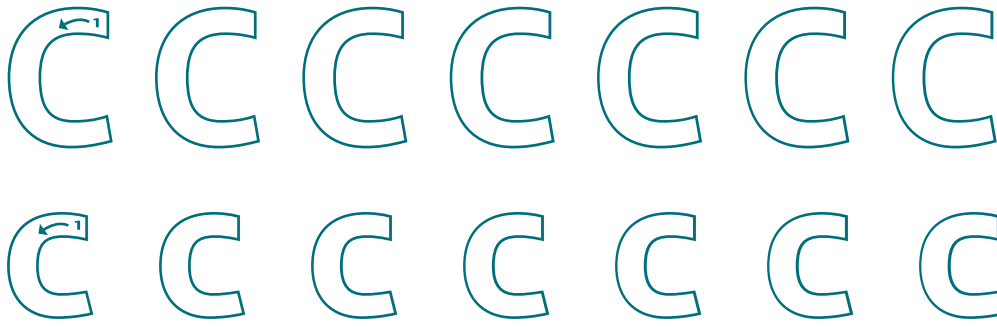


H H H

h h h

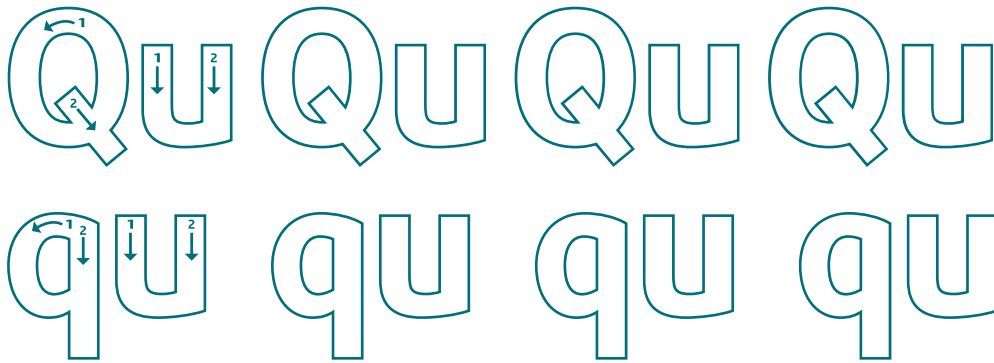


Lektion 5: Buchstabe C c



Handwriting practice area with five sets of three-line guides. Each set begins with a right-pointing arrow above the top line. The first set contains a row with a solid uppercase 'C' followed by two light blue uppercase 'C's for tracing. The second set contains a row with a solid uppercase 'C' followed by two light blue uppercase 'C's for tracing. The third, fourth, and fifth sets are empty for independent practice.

Lektion 5: Buchstabe Qu qu



Handwriting practice section with four sets of three-line guides. Each set starts with a blue arrow pointing right. The first set contains 'Qu Qu Qu' in the top line and 'qu qu qu' in the bottom line. The second, third, and fourth sets are empty for practice.