
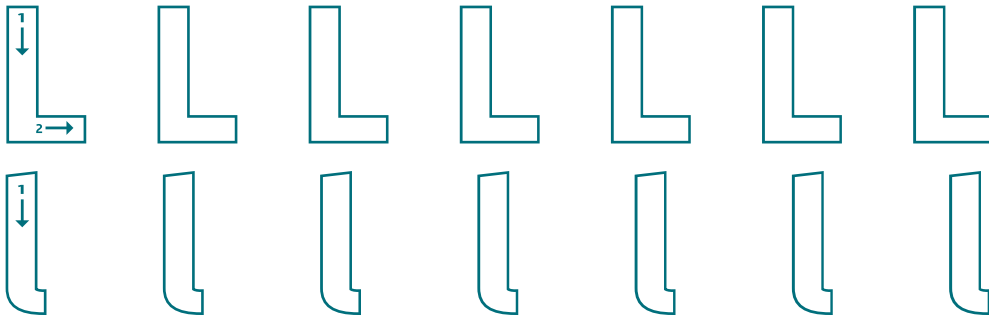


Lektion 4: Buchstabe F f



Handwriting practice area with four sets of three horizontal lines. Each set starts with a blue arrow pointing right. The first and third sets contain a blue letter 'F' followed by two light blue 'F's for tracing. The second and fourth sets contain a blue letter 'f' followed by two light blue 'f's for tracing. The remaining lines in each set are blank for independent practice.

Lektion 4: Buchstabe L l



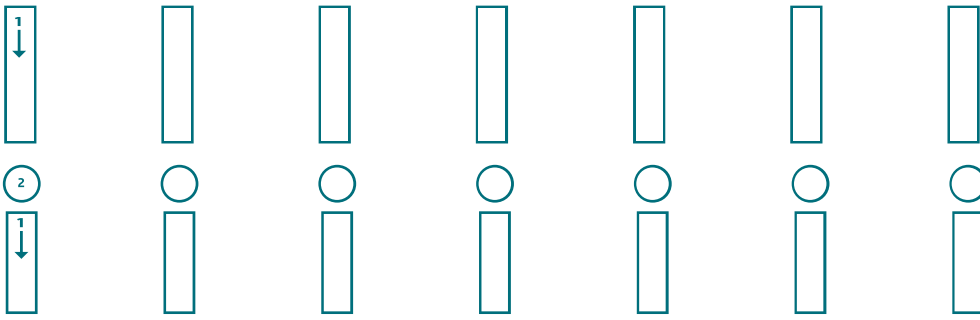
Handwriting practice area with four sets of lines. Each set starts with a blue arrow pointing right. The first set includes a row with a blue 'L' and two light blue 'L's for tracing, followed by a row with a blue 'l' and two light blue 'l's for tracing. The remaining three sets are empty for independent practice.

Lektion 4: Buchstabe D d



Handwriting practice area with four sets of three horizontal lines. Each set begins with a right-pointing arrow. The first set contains the letters 'D D D' in the top line and 'd d d' in the middle line. The second set is empty. The third set contains 'D D D' in the top line and 'd d d' in the middle line. The fourth set is empty.

Lektion 4: Buchstabe I i



Handwriting practice area with four sets of three horizontal lines. Each set begins with a right-pointing arrow. The first two sets include a solid letter 'I' followed by two dashed 'I's for tracing. The third and fourth sets are empty for independent practice.

Lektion 4: Buchstabe W w



Handwriting practice area with multiple rows of lines. Each row starts with a right-pointing arrow above the top line. The first row contains a solid blue uppercase 'W' followed by two light blue uppercase 'W's. The second row contains a solid blue lowercase 'w' followed by two light blue lowercase 'w's. The remaining rows are empty for practice.