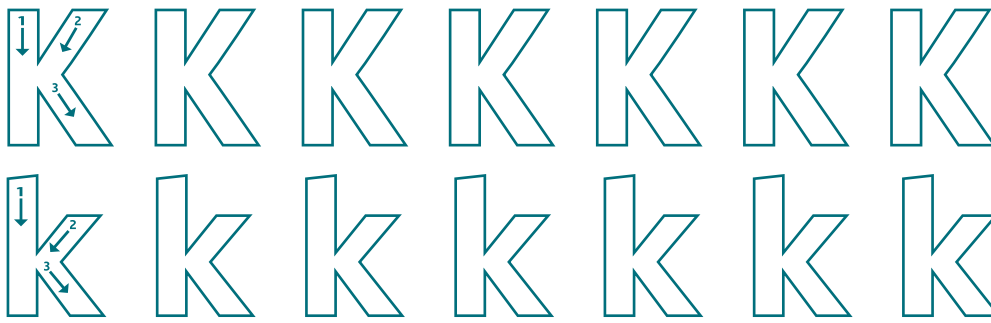
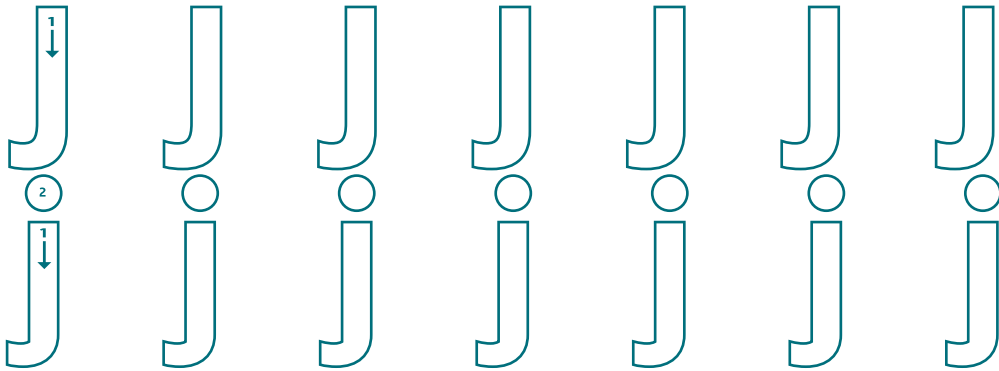


Lektion 6: Buchstabe K k



Handwriting practice area with four sets of three-line guides. Each set starts with a blue arrow pointing right above the top line. The first set contains the letters 'K K K' on the top line and 'k k k' on the middle line. The second set contains 'K K K' on the top line and 'k k k' on the middle line. The remaining two sets are empty for practice.

Lektion 6: Buchstabe J j



Handwriting practice area with four sets of lines. Each set starts with a right-pointing arrow above the top line. The first set contains a solid 'J' and faded 'j's on the top line, and a solid 'j' and faded 'j's on the bottom line. The second, third, and fourth sets are blank for practice.

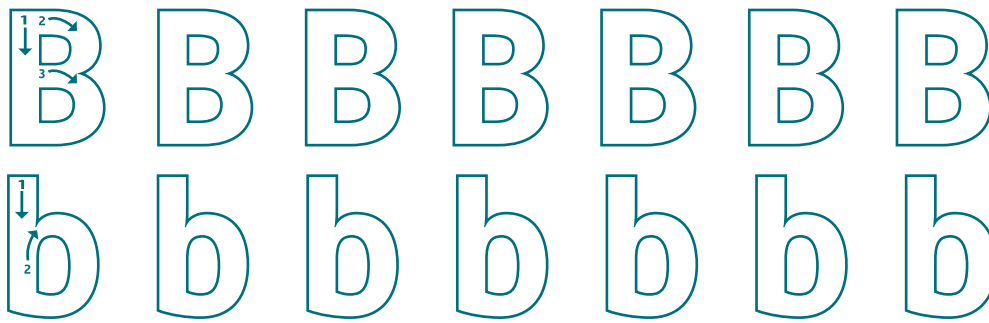
Lektion 6: Buchstabe Eu eu

Eu Eu Eu Eu  
eu eu eu eu



Handwriting practice area with four sets of lines. Each set starts with a right-pointing arrow above the top line. The first set contains 'Eu Eu Eu' on the top line and 'eu eu eu' on the bottom line. The second, third, and fourth sets are empty for practice.

Lektion 6: Buchstabe B b



Handwriting practice area with four sets of three-line guides. Each set starts with a blue arrow pointing right. The first set contains the letters 'B B B' and 'b b b' in blue. The second and third sets are empty. The fourth set contains the letters 'B B B' and 'b b b' in blue.

Lektion 6: Buchstabe Sch sch

Sch Sch Sch  
sch sch sch



Sch sch sch

sch sch sch



Blank handwriting lines for practice.



Blank handwriting lines for practice.



Sch sch sch

sch sch sch



Blank handwriting lines for practice.



Blank handwriting lines for practice.