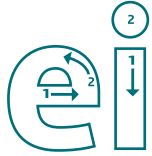
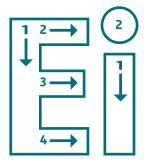


Lektion 5: Buchstabe P p



Handwriting practice area with four sets of three-line guides. Each set starts with a blue arrow pointing right. The first set contains 'P P P' in the top line. The second set contains 'p p p' in the bottom line. The remaining sets are empty for independent practice.

Lektion 5: Buchstabe Ei ei



Ei Ei Ei

ei ei ei



Blank handwriting practice lines for uppercase 'Ei' and lowercase 'ei'.



Blank handwriting practice lines for uppercase 'Ei' and lowercase 'ei'.



Ei Ei Ei

Ei ei ei




Blank handwriting practice lines for uppercase 'Ei' and lowercase 'ei'.



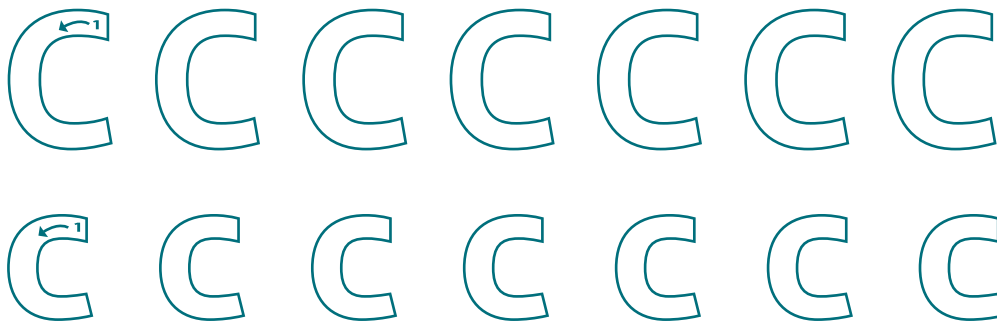
Blank handwriting practice lines for uppercase 'Ei' and lowercase 'ei'.

Lektion 5: Buchstabe H h



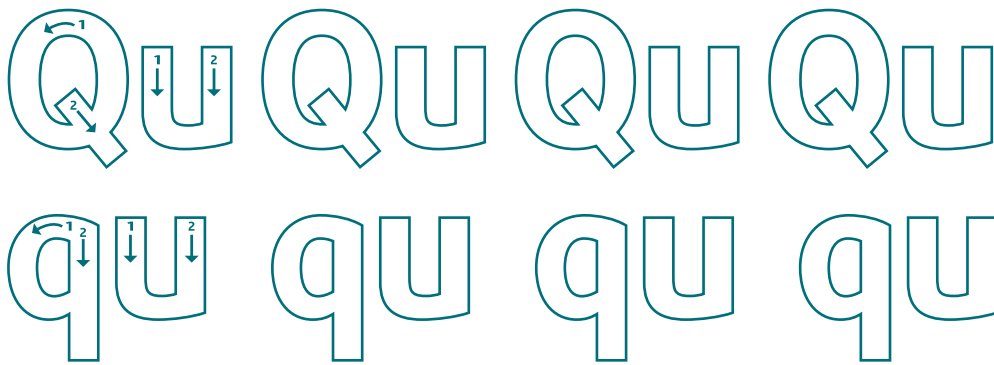
Handwriting practice area with four sets of three-line guides. Each set starts with a right-pointing arrow above the top line. The first set contains the letters 'H H H' on the top line and 'h h h' on the middle line. The second, third, and fourth sets are empty for practice.

Lektion 5: Buchstabe C c



Handwriting practice area with four sets of three-line guides. Each set begins with a horizontal arrow pointing to the right. The first set contains the letters 'C' and 'c' in the first line, followed by two more 'C' characters in the second line. The second set contains 'C' and 'c' in the first line, followed by two more 'C' characters in the second line. The third and fourth sets are empty for independent practice.

Lektion 5: Buchstabe Qu qu



Handwriting practice area with four sets of lines. Each set starts with a right-pointing arrow above the top line. The first two sets have the letters 'Qu Qu Qu' and 'qu qu qu' written in the first line of each set, followed by two blank lines. The last two sets have blank lines for practice.