
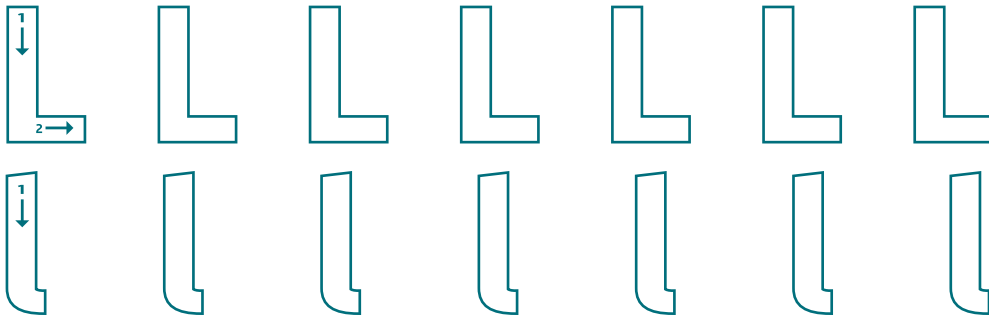


Lektion 4: Buchstabe F f



Handwriting practice area with four sets of three horizontal lines. Each set begins with a blue arrow pointing right. The first set contains the letters 'F F F' in the top line and 'f f f' in the middle line. The second and third sets are empty. The fourth set contains 'F F F' in the top line and 'f f f' in the middle line. The remaining two sets are empty.

Lektion 4: Buchstabe L l



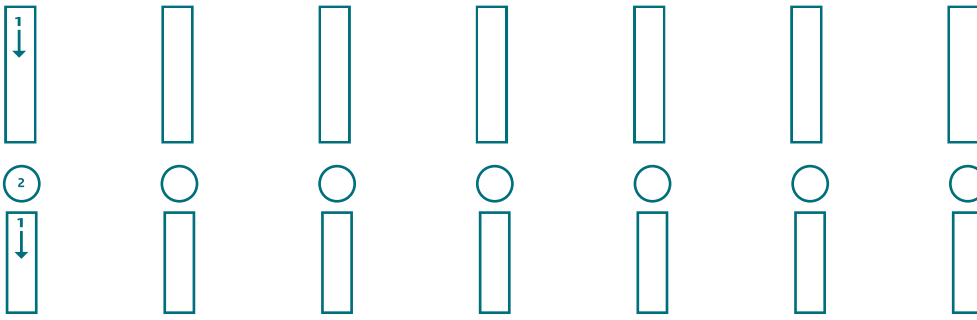
Handwriting practice area with four sets of lines. Each set includes a blue arrow indicating the writing direction and a row of letters for tracing (L L L and l l l).

Lektion 4: Buchstabe D d



Handwriting practice area with four sets of three-line guides. Each set starts with a blue arrow pointing right. The first set contains the letters 'D D D' and 'd d d' in the top and middle lines respectively. The second, third, and fourth sets are empty for practice.

Lektion 4: Buchstabe I i



Handwriting practice area with five sets of lines. Each set includes a horizontal arrow pointing right above the top line. The first two sets have a solid uppercase 'I' and a solid lowercase 'i' on the top line, followed by three dashed versions of each letter for tracing. The remaining three sets are blank for independent practice.

Lektion 4: Buchstabe W w



Handwriting practice area with four sets of lines. Each set starts with a blue arrow pointing right. The first set includes a row with a blue 'W' followed by two light blue 'W's, and a second row with a blue 'w' followed by two light blue 'w's. The remaining three sets are empty for practice.